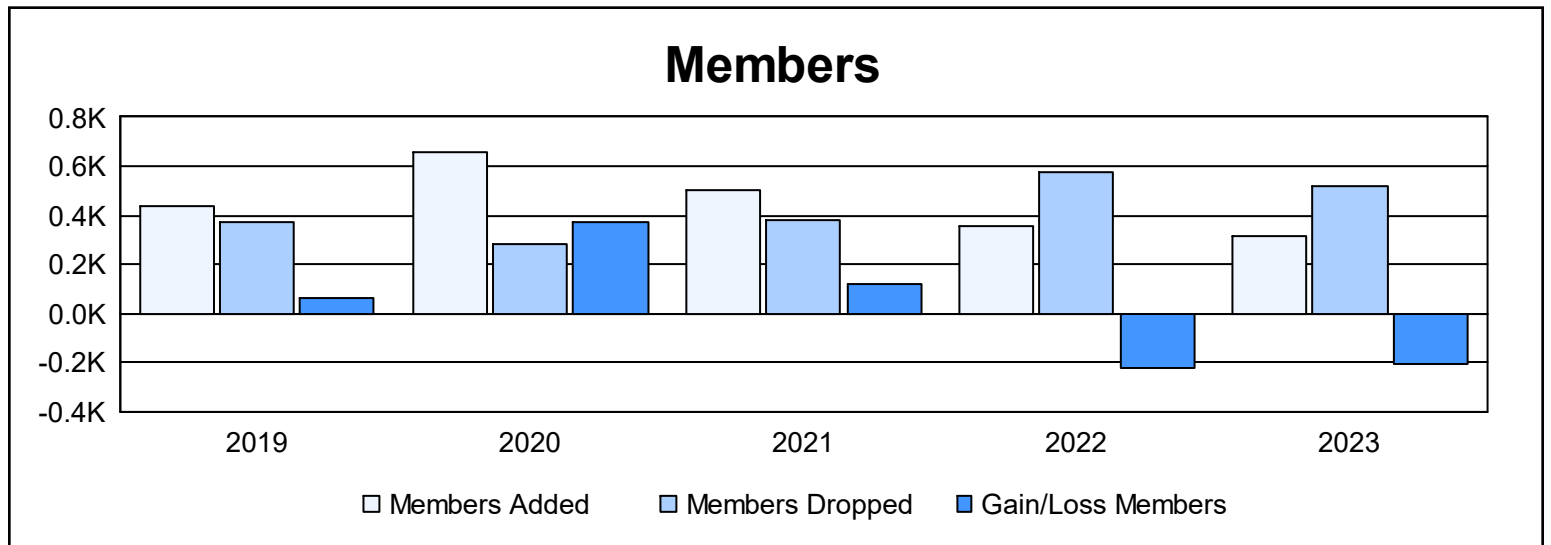
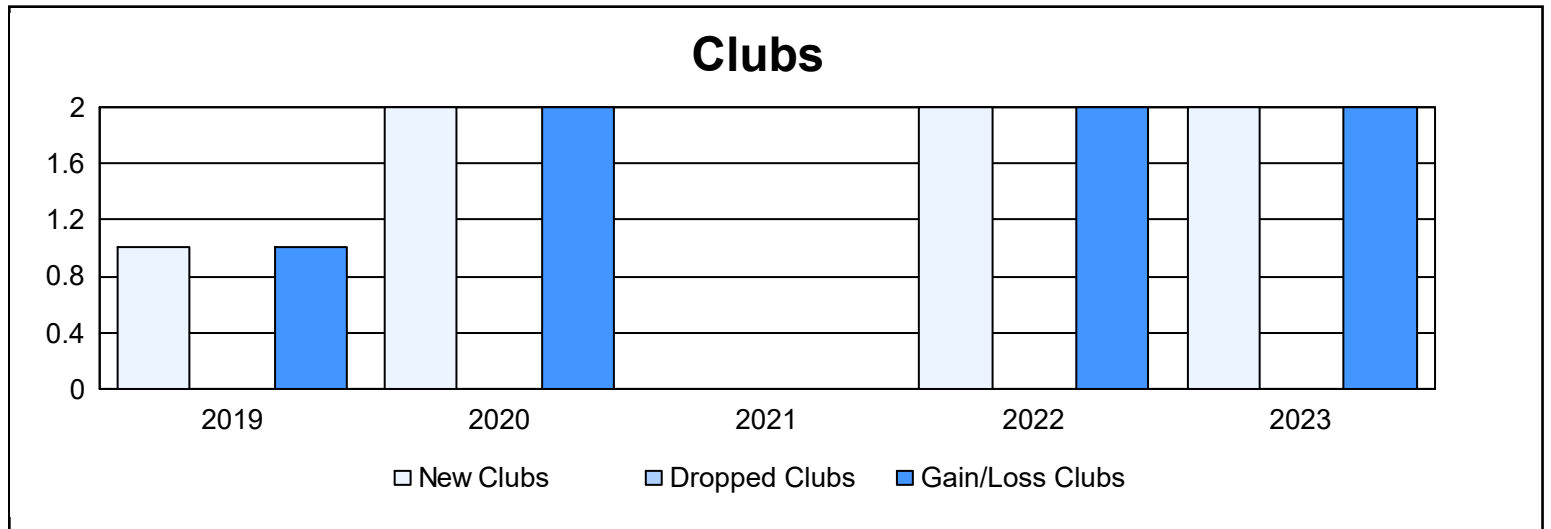
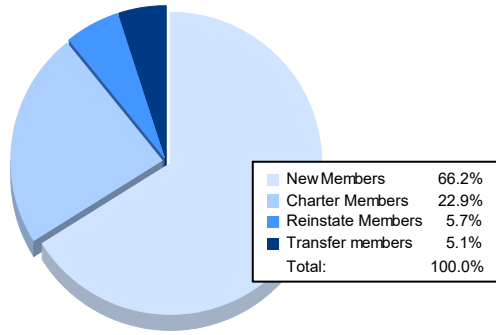


| Year | New Clubs | Dropped Clubs | Gain/ Loss Clubs | New Members | Charter Members | Reinstate Members | Transfer Members | Total Member Added | Total Members Dropped | Gain/ Loss Members |
|----------------|-----------|---------------|------------------|-------------|-----------------|-------------------|------------------|--------------------|-----------------------|--------------------|
| 2018-2019 | 1 | 0 | 1 | 363 | 44 | 22 | 9 | 438 | 376 | 62 |
| 2019-2020 | 2 | 0 | 2 | 470 | 82 | 92 | 11 | 655 | 279 | 376 |
| 2020-2021 | 0 | 0 | 0 | 464 | 4 | 16 | 16 | 500 | 381 | 119 |
| 2021-2022 | 2 | 0 | 2 | 223 | 79 | 28 | 26 | 356 | 575 | -219 |
| 2022-2023 | 2 | 0 | 2 | 208 | 72 | 18 | 16 | 314 | 518 | -204 |
| Average | 1 | 0 | 1 | 346 | 56 | 35 | 16 | 453 | 426 | 27 |



Membership Composition June 2023 Cumulative



Gender Composition June 2023 Cumulative

